



City of Oak Hill Safety Meeting

Tommy Campsey

 Introduction (I don't know it all!)

 **Brief background**

 36 +yrs. in Law Enforcement (the good & bad)

 Father of three (1 son, 2 daughters)

 Life experience & common sense

 **Common goals**

 Protect life

 Protect property

 Educate you

 Provide resources



Burglary Prevention

Vacation precautions

1. Stop mail
2. Stop newspaper
3. Shut and **LOCK all DOORS and WINDOWS**
4. Don't leave outside lights on
5. Inside lights on timer or neighbor (mix it up)
6. Use window treatments (sides and back of house)
7. Have grass cut while gone
8. Stop deliveries (Fed Ex, UPS, etc.)
9. Secure your most treasured valuables (bank lockbox, etc.)
10. Tell your trusted person of your plans (notification purposes)



Burglary Prevention

Home Security

1. Use deadbolt locks on ALL entry doors, (the key type for both sides) including entry from garage.
2. Consider using a steel door for the entry door into house from garage
3. Use windows with “stops” or use dow rods
4. Use door stops (i.e.. Masterlock) when you are home
5. **SHUT AND LOCK all doors and windows**
6. Shut and lock both the garage bay door and the garage walk-in door
7. DO NOT leave your car keys in the vehicle
8. Use motion sensor type outside perimeter lights (pathways and eave). Replace promptly
9. Consider an alarm system (pros and cons)
10. Consider a dog (pros and cons)



Burglary Prev. con't

1. Use storm doors (with dead bolt lock, front and back door)
2. Trim bushes, trees, etc. don't create hiding places or concealment areas
3. Retirees—consider moving car(s) daily if they are parked in drive
4. Collect newspaper and mail daily
5. Collect trash can on the day it's collected
6. Refrain from using a “hidden key”
7. Record the serial numbers of your valuables, take a digital photo (SD card, memory stick) of them.
8. Download pictures on a CD, keep in safe place, send to insurance or a copy to police.
9. Consider a safe, bolted to the floor.
10. Install fish eyed styled peep hole in front and back door.



Car Burglaries

IF YOU LEAVE IT, THEY WILL STEAL IT!!!!

The crime that keeps on giving!

Pros vs. Crawlers

Tips:








1. Lock your car at all times.
2. Don't leave anything of worth in plain view or items that would draw attention.
3. Put valuables in trunk prior to leaving home.
4. Park smart! (well lit, in the open, etc.)










Personal Safety Tips

1. When coming home, open the garage door. Stop & look around in and out of the garage. Once secure, drive in. Stay in the car with doors locked. Then lower the garage bay door completely shut. Exit car with your house key **in hand**.
2. Keep cell phone on you or close by when home. At night, keep one by your bed.
3. Try to always be aware of your surroundings, i.e., any suspicious activity (car passing slower than normal, repeated passes or while walking someone following you after repeated turns, flags you down and asks a real random question, etc.)
4. People just sitting in vehicles.
5. Knock on the front door? **LOOK FIRST**, and never open a door to a stranger or someone you can't see! Go get phone or gun.
6. Consider obtaining Handgun Carry Permit
7. Guns for personal and home protection – Shotgun or revolver

Home Security Assessment

-  Perimeter (what can they see to steal or harm)
-  Lighting (motion sensors, angles)
-  Alarm (door beep, motion, forced entry, panic)
-  Dog (size, invisible fence vs. inside)
-  Locks
-  Doors (garage bay, garage entry, garage walk-in)
-  Windows (stops, track rods)

Home Security con't

-  Landscaping (hiding places vs. privacy)
-  Window treatments (blinds, shades, curtains)
-  Cell phone (in charger, nightstand)
-  Safe place
-  Exit plan/route
-  Weapon (lethal vs. non-lethal)
-  Trouble phrase/word



The Internet

EBay or Craigslist

- ❌ Cash only
- ❌ Don't accept Cashiers Checks, personal check
- ❌ Don't allow unattended test drives (no keys or check holds)
- ❌ Don't send now and collect later
- ❌ Too good to be true.....It is!

Facebook

- ❌ Don't include Vital information (ie.DOB, location, contact information) in profile
- ❌ Place restrictions/ limit who can see it
- ❌ Parental block / monitor use
- ❌ Pictures – location found

Scams & Cons

- ❏ Pigeon Drop
- ❏ Found money, knows lawyer real close, victim puts up money, pay taxes or whatever, victim is left, suspect sneaks out the back.
- ❏ Internet employment- personal assistant, mail cashier's check, victim cashes it, keep's half or part for fee and sends "Boss" balance. Bogus cashier's check.
- ❏ person calls you on your home phone, states they are a bank examiner, needs you to verify your account number. Also works stating they are an FBI agent.
- ❏ Roofing, paving, landscaping scams
- ❏ Western Union money transfer - seeking you name, address, phone number in order to send you prize money



Be a Crimestopper!

1. Know your neighbors, their cars, etc.
2. Talk to them (out of town, kids coming by, etc.)
3. Observing and making note of things is not being nosey neighbor.
4. Call the police, “it’s what we get paid to do”. Good rule of thumb is if it makes you feel uneasy or scared, then call. Remember the emergency and non-emergency difference. Urgency not emergency.
5. Get a physical description (male or female, white/black/asain/hispanic, app. height and weight, clothing, etc.)
6. Get a car description (make, model, 2/4 dr., color, anything that stands out (body damage, missing hubcap, loud muffler, window decals, jacked up, lowered, etc.)
7. Describe the activity (what are they doing that alerted you)
8. Is it still going on? Keep them in sight, if the suspect leaves the area, give direction and mode of travel.
9. If the activity is over, you didn’t call at first. Write down everything you can remember and THEN call the Metro West Precinct @ 862- 7747, and me @ 557-7329.



Links

Metro PD website is: www.police.nashville.org

Field Ops/Precincts > West Precinct

Monthly Headlines

Quick links

Auto theft

Violence prevention

Child safety

Holiday safety

Neighborhood watch







Police Home

Right side of page–”quick links”

7th down “Safety Information”

12th down “Operation ID” form

Contacts

-  True **emergency**.....**911**
-  Metro's non-emergency.....862-8600
-  Metro West Station.....862-7747
-  Oak Hill City Hall.....371-8291
-  Tommy's cell phone.....557-7329
-  Tommy's email...oakhillsafety@gmail.com